

Seating

Lounge · Reception



Gathering
to work, rest,
or chat.



HPFi



Extraordinary quick ship program



lounge

American-made seating, heritage quality upholstery

reception



Blending hard and soft surfaces into collaborative environments



Eve

Sleek Lines, Comfortable Design

The sleek lines of the Eve Collection take shape from the desire to provide a contemporary solution to reception areas, waiting rooms, open plan team areas, lobbies and training rooms.

Linear chairs, loveseats and sofas along with one-, two- and three-person benches are also included in the Eve Collection. Each one has the option of upholstered or brushed aluminum arms on either or both ends. Use the ganging bracket kit to combine alternating armless and club chairs with arms for a very comfortable and stylish waiting room.

Coordinating Casegoods

Complementary casegoods such as the Hyperwork buffet (shown right) seamlessly blend with the design style of Eve to add function to any gathering space.


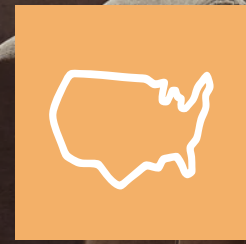


Eve & Flex

Defining Space for Gathering and Learning

Designing for collaborative spaces means incorporating product that promotes activity. HPFi products allow various work styles to coexist. Within open spaces, Eve products blend with Flex Tiered lounge seating to provide a variety of settings that support conversation, writing, learning and easy access to power/charging ports.





Accompany

Wood Collection

Accompany invites users to sit side-by-side in comfort. Especially suited for public areas, waiting rooms and more. Firm, ergonomically correct cushioning ensures comfort. While seated, users enjoy strong, upright support for conversation-friendly lounging. Modular units can be added or removed from seating configurations providing a sensible approach to the constantly changing demands of business.



1757
Genesis Team Chair
30"W x 26"D x 36"H



5924
Connecting/Freestanding Table
23"W x 27"D x 13"H



Accompany

Metal Collection

The Accompany Collection is available with wood or metal legs to match or complement any décor. Combine textiles and wood and laminate finishes for a unique design statement within any gathering space.





290
Counter Height Stool
 18"W x 18"D x 30"H



2032-IF 2-Tier
Inside Facing 30° Wedge
 47.25"W x 40.25"D x 35"H



1584
Tapered on Claudia Legs
 20"W x 20"D x 30"H




Comfortable Multi-Level Seating and Ottomans

Flex Tiered offers comfortable, multi-level seating for groups to gather in classrooms, conference room, lounge or open atrium areas. Ease of reconfiguration maximizes room functionality. Ottomans are available in multiple sizes of round, square and rectangular shapes and mix with any HPFi lounge seating product.

Need Power?

In collaborative spaces, people gather to work, relax and check their technology. With technology use ever increasing, the need for power and charging stations is endless. PowerFlex™ options seamlessly integrate conventional 110 volt power and USB charging into lounge seating, tables and casegood applications.



Flex




Flex Tier

Flex Tier Wood

Good looking and durable, Flex Tier can be specified in all of the standard HPFi wood finishes. Go ahead and climb on the furniture - it's designed just for that!

When Flex Tier is specified in all wood, Flex components become the foundation for spontaneous gatherings. As movable interior architectural elements, the wood Flex Tiers can become a temporary bleacher venue.



Added Privacy with Flex Walls

Flex Upholstered Walls allow an additional level of functionality to be integrated into the Flex Tier product offering. Adding the auxiliary wall to the back of the 2-Tier or 3-Tier units for added privacy or with the addition of the work shelf allows a standing-height work venue within the Flex configuration.



Added Function with Work Shelf

The addition of the work shelf and Timbre stools creates an additional level of classroom seating or touchdown space.





Straights and Curves

Flex Lounge can transform open spaces into large bullpen areas for community gathering between classes or meetings. The double-sided functionality of the Flex Lounge product allows product access from all sides within the center of the space. Reconfigure the large bullpen configuration into small breakout areas in just minutes. For additional accent seating and hard surface areas, Flex ottomans and tables coordinate with Flex Lounge products.



1520
20" Diameter Round
20"W X 20"D X 18"H

1505
Two seat Bench/Ottoman
40"W x 20"D x 18"H

15022
Two-Sided, Two-Seat Chair
40"W x 50"D x 30"H

1508
Corner Chair
30"W x 30"D x 30"H

1503
Three-Seat Chair/Sofa
60"W x 30"D x 30"H

Flex Lounge



Collaborative Circle

Small spaces can be ideal areas for quick breakout sessions. The round table approach fosters collaboration and promotes team cooperation. Flex Lounge product allows for comfortable, circular gathering resulting in a friendship dynamic and more creative interaction. For added comfort, specify the Flex Lounge arc/settee with a back.



1528
28" Round on Disc Base
28"W X 28"D X 15.75"H



1539
Quartile Bench/Ottoman
20"W x 20"D x 18"H



1590
Arc Bench/Ottoman
68"W x 29"D x 18"H



1509
Quartile Chair
30"W x 30"D x 30"H



1595-IF
Inside Facing Arc/Settee
71"W x 36"D x 30"H




7300/7400 Series

Customize Your Specification

Every component is a seating module, ensuring maximum seating capacity and optimum space efficiency in your facility. Choose from an extensive selection of standard, quick ship or COM upholsteries. All models are available in three standard high pressure laminate finishes. Or customize your specification by selecting any high pressure laminate.

A Most Versatile Modular Seating Collection

Modular lounge seating allows design flexibility to create unique configurations, adapt to building layouts and maximize seating capacity. The two-tier base design creates a heavy-duty frame for long-term use. Seat and back modules are easily replaced for renewability.



**7421
Cylinder Table**
19"W x 19"D x 14"H



**7301
Reception Bench**
25"W x 29"D x 20"H



**7401
Chair**
25"W x 29"D x 30"H

Steps

Fully Upholstered, Modular Solutions

Heavy-duty frames ensure long-term use and metal-to-metal connection enhances reconfigurability. Full-to-the-floor bases are fully upholstered. Seat and back modules are easily replaced for renewability.



7433, 7331
Three Seat and Square Bench Modules
Overall dim: 122"W x 57"D x 30"H



7434
45° Wedge Seat Modules
Overall dim: 78"W x 78"D x 30"H



7331, 7436, 7431, 7432, 7339
Square Bench, 90° Corner, One-Seat Module, Two Seat Module, Modular Arm
Overall dim: 93"W x 92"D x 30"H





Chesterfield



**4301
Club Chair**
40"W x 36"D x 28"H



**4303
Sofa**
78"W x 36"D x 28"H



**6720
Cocktail Table**
54"W x 24"D x 16"H



**4073
Wing Back Arm Chair**
27"W x 29"D x 39"H



**4075
Arm Chair**
28"W x 26"D x 32"H



**4083
Sofa**
78"W x 28"D x 35"H



Period Influence, Classic Style

Traditional Reception features period influences to create Wing Back, Gooseneck and other classic styles. Traditional tufting, individually-placed nail trim and shaped wood base caps enhance the classic design.

Founded in the region of North Carolina known for fine furniture production, HPFI has been providing the marketplace with superior upholstered products since 1958.

Traditional





Elegant, Flared Arm Design

Kimberly and Rebecca Collections blend sophisticated form with careful attention to detail. Soft arm pleats and welted design lines present an elegant, fully upholstered reception seating solution that also includes occasional tables. Elegant double-needle tailoring, taut seat, no-sag springs and high-density foam ensure long-term comfort and durability.

Rebecca



Kimberly



**6201
Club Chair**
38"W x 33"D x 35"H



**6203
Sofa**
82"W x 33"D x 35"H



**6720
Cocktail Table**
54"W x 24"D x 16"H



**6723
End Table**
24"W x 28"D x 20"H



**6401
Club Chair**
38"W x 33"D x 35"H



**6403
Sofa**
81"W x 33"D x 35"H



Contemporary and Curvilinear

Lauren blends Art Deco influences with versatile design applicable in offices and public spaces. Coordinating cocktail and end tables allow complete solutions for waiting room, hospitality and healthcare environments.

Claudia puts special emphasis on the form and function of a seat. Sit down and your arms will naturally fall into the gently undulating contour of Claudia's fully upholstered arms. Brightly polished aluminum legs add sparkle and visual interest and provide years of durability.



**6101
Club Chair**
36"W x 33"D x 34"H



**6103
Sofa**
80"W x 33"D x 34"H



**6723
End Table**
24"W x 28"D x 20"H



**6720
Cocktail Table**
54"W x 24"D x 16"H

Lauren



Claudia



**HW_ET18
End Table**
18"W x 22"D x 24"H



**HW_CT48
Coffee Table**
48"W x 24"D x 18"H



**5301
Club Chair**
34"W x 31"D x 33"H



**5303
Sofa**
79"W x 31"D x 33"H



Coordinating Products

Plushly upholstered cushions make waiting more of a pleasure than a chore. Contrasting upholstery combinations are custom tailored to any environment. Coordinating occasional and end tables are also available.



Scarlet



6723
End Table
24"W x 28"D x 20"H



6720
Cocktail Table
54"W x 24"D x 16"H



6301
Club Chair
38"W x 33"D x 35"H



6303
Sofa
81"W x 33"D x 35"H

9100 Series



9131
Lounge Chair
35"W x 35"D x 29"H



9133
Sofa
83"W x 35"D x 30"H



9123
End Table
24"W x 28"D x 20"H



9120
Cocktail Table
54"W x 24"D x 17"H

Luxurious Comfort, Curved Wood Accent

9100 Series is defined by luxurious comfort with a unique, compound-curved wood accent. Flared arm design, contoured lumbar support and generous scale create comfortable proportion and relaxed seating.

Scarlet's distinctive scroll-arm design creates impressive lounges, lobbies and other sitting areas.





Wood Collection

Himalaya reception, executive and guest seating presents unique, contemporary solutions for every area of a commercial environment. From lobbies and lounges to conference rooms and private offices, Himalaya offers a consistent, metropolitan style in a design based on modern classics. All models available in full-relief, back-relief and solid (no-relief) versions.

Himalaya



Metal Collection

Craftsman carefully hand-pull and hand-tie reliefs in leather, vinyl or fabric upholstery to create the multiple mini-cushioned design of Himalaya. Square forms and square stitch pattern accent this offering. Himalaya incorporates commercial quality frames, enhanced-density foam and no-sag sinuous spring suspensions, ensuring long-term comfort, support and performance. Available without arms or with curved, tapered arms. Several coordinating occasional table styles complete the space.



143
Arm Chair
23"W x 26"D x 34"H



151
Club Chair
32"W x 31"D x 30"H



158
6' Bench
72"W x 24"D x 19"H



153
Sofa
81"W x 31"D x 30"H



5723MET
End Table
26"W x 26"D x 25"H



5720MET
Coffee Table
50"W x 26"D x 19"H



5727MET
Sofa Table
56"W x 20"D x 31"H



154
Lounge Chair, armless
25"W x 31"D x 30"H



156
Three Seat Lounge, armless
74"W x 31"D x 30"H



HPFi

1104 Bedford Street
High Point, NC 27263

(p) 800.447.3462
(f) 800.231.6784

www.hpfi.com

© 2021 HPFi
LOUNGE_112121