



openplan
SYSTEMS



OVERVIEW

a complete guide to our products

TABLE OF CONTENTS

XPand System.....	4
Razor System.....	6
OPS2 Panel System	8
OPS2 Tile System.....	9
Desking System.....	10
Modular Walls.....	12
Powered Adjustable Height Tables.....	14
Emerge II	15
Storage	16
Accessories	17
Seating.....	18



XPAND SYSTEM

MODERNIZE YOUR WORKSPACE

XPand is our modern benching solution for our Signature Series and proves to be our most customizable option to date! This system includes our XPand Reach benching option along with XPand Up, consisting of our Adjustable Height Tables.

Enjoy the flexibility to create workstations that best suit your business: from interchangeable storage and accessory options to stations which range from stationary workspaces to stations with adjustable heights.

PAINT

XPand Reach



WF

XPAND REACH: Optional painted items: End panel trim, legs, cast aluminum leg base, and screen panel trim can be painted other colors for an upcharge.

XPand Up



MS



WF

XPAND UP: Additional base paint colors available as a special order. Extended lead time applies.



XPAND UP: ADJUSTABLE HEIGHT TABLES

XPAND REACH: BENCHING



RAZOR SYSTEM

EDGES JUST GOT EVEN SHARPER

Our Razor System is the cutting edge of thin base designs. It gets its name from its sleek, sharp edges. With its square connectors, flush base and razor-sharp design, this system is the future of modern offices.

SHARP, CUTTING EDGE DESIGN

Our sleek Razor System creates a modern designer look at value pricing. Enjoy the flexibility of Razor Tile and Razor Panel options. Combine these options with desking, accessories, storage or seating to create a chic, complete office design.

WHAT ARE YOUR POWER OPTIONS?

Although our Razor System is part of our Signature Series, the Razor System utilizes Version 1 Power. Please see our Razor System brochure for additional details.



2-WAY: SQUARE SHAPED



PANEL-TO-PANEL




PANEL & END CAP

OPS2 PANEL SYSTEM

CLASSIC DESIGN, VALUE PRICE

Give your office an updated feel. Designers will enjoy the flexibility and variety of the OPS2 Panel System! We offer a variety of standard OPS2 panel heights, ranging between 32”h to 107”h depending on the panel type.

OPS2 PANEL TYPE OPTIONS



- A Fabric Panels
- B Fabric Tackable Panels
- C Acoustic Panels
- D Partial Glazed Panels
- E Partial Glazed Stacker Panels
- F Glazed Panels
- G Open Panels



OPS2 TILE SYSTEM

AS THE WORK PLACE CONTINUES TO EVOLVE, SO SHOULD YOUR WORKSPACE!

Employing the original open-plan concept, create a designer look at a budget price with the OPS2 Tile System. This product is fully compatible with existing workstations and accessories of our OPS2 Panel System. Enjoy being able to integrate your existing stations with a true tile system. This design is engineered to save space and adapt by using interchangeable components.



DESKING SYSTEM

LESS IS MORE

With the smaller scale of our desking system and added low storage options, the possibilities are practically endless on creating a functional and efficient workspace. The variety of finish selections, clean design and layout options provide a more contemporary look for any office environment.

Our metal desking system comes standard with a full pull and square legs.

Low Storage comes standard with a metal top and wire management. An optional laminate or cushion top is also available.

PAINT



BU



HF



MS



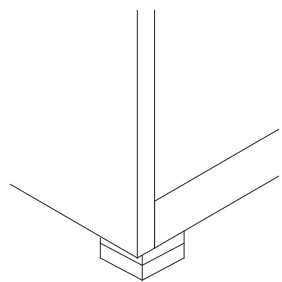
MT



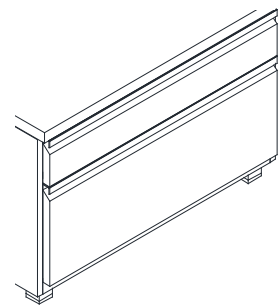
WF



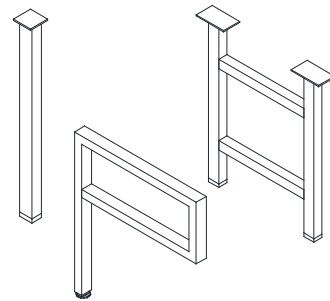
DESKING COMPONENTS



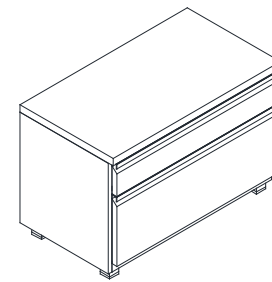
SQUARE LEG



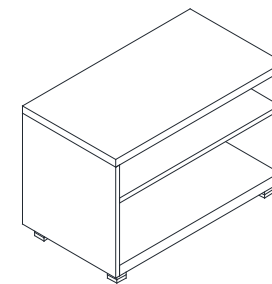
FULL PULL



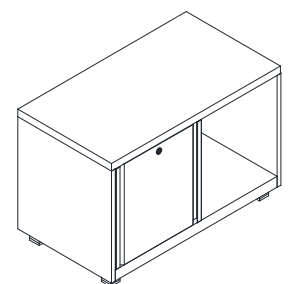
COORDINATING LEGS



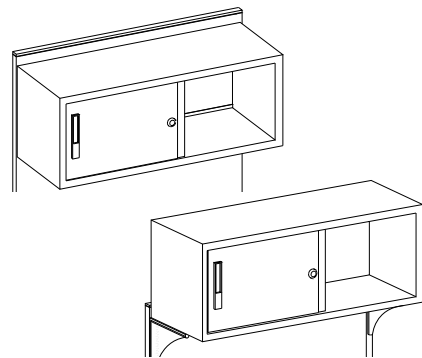
LOW STORAGE, 2 DRAWER



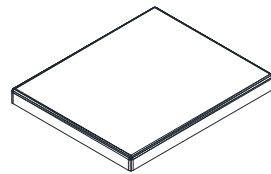
LOW STORAGE, OPEN SHELF



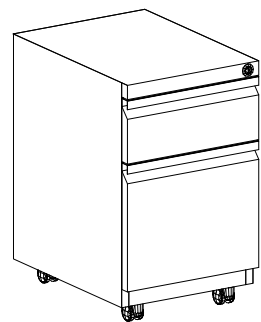
LOW STORAGE, SLIDING DOOR



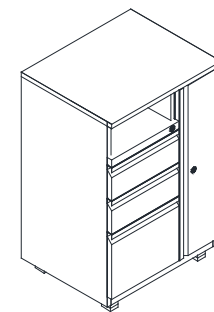
STORAGE CABINET w/
SLIDING DOOR



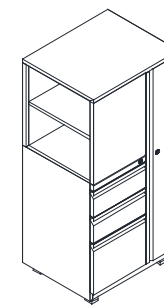
OPTIONAL CUSHION



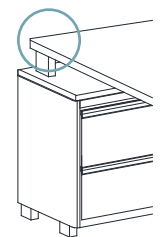
BOX/FILE PEDESTAL



37" H STORAGE TOWER
(Not handed)



51" H STORAGE TOWER
(Handed L or R - R shown)



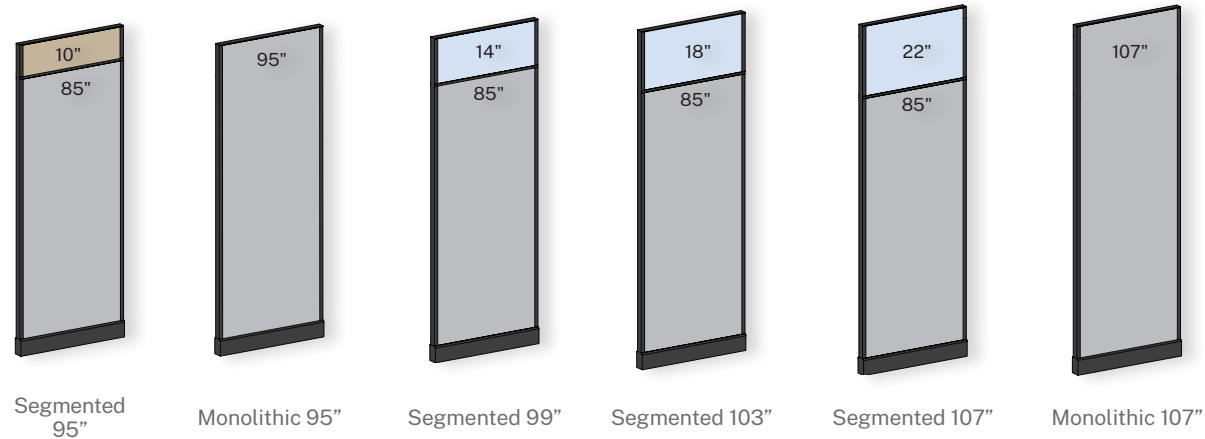
DOCKING LEG

MODULAR WALLS

THE COLLABORATIVE WORK ENVIRONMENT REINVENTED

In a collaborative work environment, modular walls allow for the open plan concept paired with the management of noise and distractions. Create a new conference room or private office at a fraction of the cost of alternative solutions.

Add space to existing buildings with new floor to ceiling modular walls and doors that accommodate ceilings up to 9 feet high. The optional ceiling channel trim adds the finishing touch to floor-to-ceiling modular walls. With finish offerings of fabric, acoustic and laminate panels, we are confident you will be satisfied with the quality and value of our modular walls. UL Listed with a Class A fire rating.



Available in Fabric, Acoustic, & Laminate Panels
85"H available in monolithic or segmented options

■ Fabric Only
■ Fabric or Glass



POWERED ADJUSTABLE HEIGHT TABLES



STRAIGHT CONFIGURATION



90° FLOAT LEG CONFIGURATION



EXTENDED CORNER CONFIGURATION



120° CONFIGURATION

OUR INDUSTRY LEADING FEATURES INCLUDE



LED SMART KEYPAD

Adjust the desk's height at any moment and program up to 4 preset heights to quickly transition from sitting to standing.



FREE LASER ETCHING

Add your choice of a laser etched company logo on keypad.



FREE HEALTH APP

Access to Bluetooth enabled health app to track and monitor tables. Requires the purchase of a Bluetooth adapter (not included).



EMERGE II

TURN ANY DESK INTO A SIT-STAND

When considering transitioning to a sit-stand work station, Emerge II makes that transition simple as it can be added to any existing workstation.

Simply place an Emerge II unit on top of a work surface and immediately see the benefits of a powered sit-stand without the hassle of installing a new workstation!



SINGLE, DUAL & TRIPLE MONITOR MOUNTS

Customize your Emerge II unit with a single, dual (shown) or triple monitor mount (sold separately).

ALL EMERGE II UNITS INCLUDE

- Anti-Collision: Operate worry free!
- Remote control: Easily control your unit with the magnetic remote
- Additional ports: Emerge II includes 2 additional power and USB ports
- Warranty: Limited Lifetime Warranty with 5 Years on Electrical Components

FINISHES



White

Black

STORAGE

Our lateral files, pedestals, shelves and overhead flipper doors provide a large selection for high capacity storage. The versatility of lateral files are often overlooked; however, these compact storage units can effectively be used to divide or define your space! Lateral files range from two to five drawers, which are ideal for active filing in workstations, where higher volume capacity is a must.



STRUCTURAL PEDESTALS



MOBILE PEDESTALS



LATERAL FILES



TOWERS



OVERHEADS



LOW DESKING

ACCESSORIES

Ensure your office is complete with the supplemental offerings OPS provides. Compliment any office with our keyboard sets, monitor arms, LED task lights, paper management and more. The variety of style and functionality are sure to set off any station. Feel secure in knowing your workspace is fully capable to adapt to ever-changing advances.



LED TASK LIGHTING



SCREENS



MONITOR ARMS



DESKTOP POWER & DUPLEXES



KEYBOARD TRAYS



ORGANIZERS



WIRE MANAGEMENT



TABLE LEGS



CPU HOLDERS

Check out our complete accessories catalog online at www.openplan.com.

SEATING

ELEVATION SERIES

Our Elevation Series combines the fundamental engineering of traditional seating with the added luxury you will find in higher end brands. The exception— we offer unmatched cost savings! The timeless and elegant style is well suited for any office environment.

By choosing a fully loaded chair, you can essentially create an all-inclusive mobile work station. Breathable fabrics, added support, adjustability and range of motion complete the list of features that maintain the level of excellence this line offers.

ELEVATION SERIES HIGHLIGHTS

SOME FEATURES MAY INCLUDE

- Backrest tilt angle adjustment
- Arm pads adjust inward/outward and upward/downward
- Seat and back adjustment
- Seat slider
- Seat height and tension adjustment
- Synchronized seat and back movement
- Coordinating guest chairs

VALUE SERIES

Our Value Series gets back to the basics of seating. This series offers the traditional support you expect in a quality, low cost product with added benefits of comfort and security to support your professional lifestyle and promote productivity.

Functionality and style are not overlooked, as our Value Series was engineered for easy-to-use controls and simplistic design, conducive for any work environment.

SOME FEATURES MAY INCLUDE

- Swivel tilt with 2-1 syncro tilt control
- 5 position tilt lock
- Tilt tension
- Adjustable back height
- Adjustable arms
- Seat slider
- PU casters for glide-free motion
- Knee tilt control

VALUE SERIES HIGHLIGHTS



F980 MOTIVATE:
HIGH BACK



B1 RELAX



B14 IMPACT



9838D TRANQUILITY:
GUEST



P1 ENDURE
(3 colors available)



4072 SWAY



4008 CINCH



4019 LOGIC



3159 STEAL



3136 ANCHOR

Check out our complete seating catalog online at www.openplan.com.

Check out our complete seating catalog online at www.openplan.com.



www.openplan.com | sales@openplan.com | 844.OPS.OPS1 | REV 05.17.18

© 2018 Open Plan Systems

All content is subject to change. For the most current revision, visit www.openplan.com.