

HON

10500 SERIES

Laminate Desking

THE WORKHORSE
OF THE WORKPLACE



The Real Deal

Some things are a deal. Others are the real deal. The HON Company's 10500 Series desking is the real deal—and the businesses that choose it are the real winners. The practical functionality, uncompromising durability, modular adaptability, and affordable price of the 10500 Series make this broad assortment of laminate desk solutions a very smart investment.



PLACES THAT WORK

A wide array of components and options make the 10500 Series HON's most complete laminate collection. Desking, storage, and conference tables are designed to suit a range of work styles and layout preferences. With the 10500 Series, individual workspaces, teaming stations, collaborative environments, and more are all within reach—and within your budget.






ACCESSORIES

Accessories make the 10500 Series even more of a workhorse.

MONITOR RAIL SYSTEM



Sliding monitor arm offers full range of movement and adjustability from credenza to desk.

OPTIONAL HANDLES



Linear in Black



Linear in Matte Chrome



Arch in Black



Arch in Matte Chrome

GROMMETS



Standard Grommet




Electrical Grommet

DOORS



Wood Doors



Frosted Doors with Silver Frames





HELPING COLLABORATION HAPPEN

Getting together to collaborate with colleagues is an everyday occurrence in most offices. Versatile, adaptable 10500 Series desking offers a mix of shared and interactive workstations to help collaboration happen easily and efficiently—whether it's for a two-person team or a group gathering. And because employees sometimes also collaborate on wear and tear, the 10500 Series is built to stand up. It features scratch-, stain-, and spill-resistant laminate, multiple fasteners, and strong inner-frame construction, making the 10500 Series arguably the best-built laminate desk in its class.



GOOD THINGS IN STORAGE

Even in today's highly electronic offices, there's still plenty of physical stuff that needs to have a place of its own. Good thing the 10500 Series offers a complete array of stuff-storing solutions: pedestals, hutches, storage towers, and more. Smart storage can go a long way toward controlling the size of the footprints of individual or group work areas. Whether placed within or adjacent to a workspace, 10500 Series storage components maximize the efficiency of your space.



6



PAPER MANAGEMENT

Useful paper management tools help keep paperwork sorted and supplies organized.

FILE DRAWER

Flexible drawers support side-to-side or front-to-back filing.

CENTER DRAWER

An optional angled front center drawer features ball bearing slide suspension and a handy pen/pencil tray.



FAX/PRINTER CART

A low-profile mobile fax/printer cart saves space while still making it easy to access cables.

IN THE MOOD FOR MODULAR

Need to rearrange? Plan to relocate? 10500 Series modular components are ready to pick up and move—across the room or across town. 10500 Series shells (desks, credenzas, returns) combine with pedestals, files, cabinets, and other storage components in multiple ways and reconfigure in minutes. So you can create the ideal layout today and move things around in a hurry if your notion of ideal changes tomorrow.



Pedestals fit seamlessly under desk, credenza, or return shells.









AN EVERYWHERE SOLUTION

Versatile solutions for reception areas and meeting rooms bring the benefits of the 10500 Series to public spaces. With matching reception stations, end tables, conference tables, presentation cabinets, and more, the collection can help you extend the same polished, professional look it brings to the private office to the rest of the workplace.

K



M



DESKS

DOUBLE FULL PEDESTAL DESK, BOW TOP	DOUBLE 3/4 PEDESTAL DESK, BOW TOP	SINGLE FULL PEDESTAL DESKS, BOW TOP	SINGLE 3/4 PEDESTAL DESKS, BOW TOP	DESK SHELL, BOW TOP	DOUBLE FULL PEDESTAL DESKS, RECTANGLE TOP	DOUBLE 3/4 PEDESTAL DESKS, RECTANGLE TOP
SINGLE FULL PEDESTAL DESKS, RECTANGLE TOP	SINGLE 3/4 PEDESTAL DESKS, RECTANGLE TOP	SMALL OFFICE DESK	DESK SHELLS, RECTANGLE TOP	PENINSULAS W/END PANEL	P-SHAPED PENINSULAS W/END PANEL	JETTY PENINSULAS W/END PANEL
BOOMERANG PENINSULAS W/END PANEL	RUDDER PENINSULAS W/END PANEL	COMPUTER CREDENZAS	CREDENZA W/DOORS, FULL PEDESTALS	CREDENZA W/DOORS, 3/4 PEDESTALS	CREDENZAS W/KNEESPACE, FULL PEDESTALS	CREDENZAS W/KNEESPACE, 3/4 PEDESTALS
CREDENZAS W/ LATERAL FILE	SINGLE FULL PEDESTAL CREDENZAS	SINGLE 3/4 PEDESTAL CREDENZAS	CREDENZA SHELLS W/FULL MODESTY PANEL	CREDENZA SHELLS W/10" MODESTY PANEL	RETURNS W/ FULL PEDESTAL	RETURNS W/ 3/4 PEDESTAL
RETURN SHELLS W/FULL MODESTY PANEL	RETURN SHELLS W/10" MODESTY PANEL	BRIDGES	EXTENDED CORNER UNITS	CORNER UNIT	CURVED CORNER UNIT	CURVED CORNER RETURNS

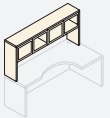
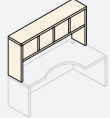




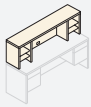












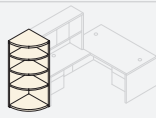

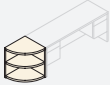













MODULAR PEDESTALS

PENCIL/MEDIA/FILE PEDESTAL	BOX/BOX/FILE PEDESTAL	FILE/FILE PEDESTAL	NARROW BOX/BOX/FILE PEDESTAL	BOX/FILE PEDESTAL	LATERAL FILE PEDESTAL	MULTI FILE PEDESTAL
CABINET PEDESTAL	CPU STORAGE PEDESTAL	MOBILE PRINTER/ FAX CART				


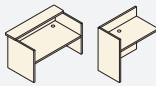
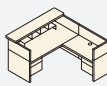











Pedestals designed specifically for use with desks, credenzas and return shells only.



STORAGE

 STACK-ON STORAGE W/FROSTED DOORS	 STACK-ON STORAGE W/LAMINATE DOORS	 BACK ENCLOSURES FOR STACK-ON STORAGE	 TACKBOARDS FOR BACK ENCLOSURES	 WALL-MOUNTED STORAGE CABINETS	 STACK-ON STORAGE FOR CORNER UNIT	 STACK-ON PC ORGANIZERS
 WORK ORGANIZER SHELLS	 CREDENZA W/TWO LATERAL FILES	 CREDENZA W/TWO STORAGE CABINETS	 CREDENZA W/LATERAL FILE/STORAGE CABINET	 MOBILE PEDESTAL, PENCIL/MEDIA/FILE	 MOBILE PEDESTAL, BOX/BOX/FILE	 MOBILE PEDESTAL, FILE/FILE
 LATERAL FILE, 4-DRAWER	 LATERAL FILE, 3-DRAWER	 LATERAL FILE, 2-DRAWER	 STORAGE CABINETS W/DOORS	 BOOKCASE HUTCH	 END CAP BOOKSHELF, 66 1/2" H	 END CAP BOOKSHELF, 37 1/2" H
 END CAP BOOKSHELF, 29 1/2" H	 SQUARE END CAP BOOKSHELF, 66" H	 SQUARE END CAP BOOKSHELF, 29 1/2" H	 5-SHELF BOOKCASE	 4-SHELF BOOKCASE	 3-SHELF BOOKCASE	 2-SHELF BOOKCASE
 STORAGE CABINET W/FULL-WIDTH SHELVES	 STORAGE CABINET/ LATERAL FILE	 STORAGE/FILE CABINETS	 PERSONAL WARDROBE/ STORAGE CABINET	 PERSONAL WARDROBE/ STORAGE CABINET	 PERSONAL STORAGE TOWERS	 VERTICAL PAPER MANAGER

ACCESSORIES

 CONFERENCE END TABLE W/CASTERS	 RECEPTION DESK AND RETURN SHELLS	 RECEPTION STATIONS	 TRANSACTION COUNTER	 OCCASIONAL TABLES	 PRESENTATION CABINETS	 PODIUM
 CENTER DRAWERS	 KEYBOARD PLATFORMS	 FIELD INSTALLABLE GROMMET	 FIELD INSTALLABLE LINEAR HANDLES	 FIELD INSTALLABLE ARCH HANDLES	 FIELD INSTALLABLE SWEEP HANDLES	 FIELD INSTALLABLE CRESCENT HANDLES

HON

Patterns
of Choice

10500 Series Desking



PATTERNS OF CHOICE

Selecting the right texture, color, and style for your office just got easier with our new Patterns of Choice collection. Download a brochure at hon.com and explore the possibilities.

PRODUCTS, MATERIALS, AND FINISHES SHOWN:

Front A: 10500 Series L-station in Harvest laminate with Silver Mesh laminate worksurfaces, tackboard in Glow Stainless Steel, stack-on storage with frosted doors with Silver frame, and Linear handles in Matte Chrome. Ignition™ executive chair in Attire Turquoise.

Page 2-3 B: 10500 Series desk and credenza in Harvest laminate with Sheer Mesh laminate worksurfaces, tackboard in Glow Champagne, stack-on storage with frosted doors with Silver frame, and Arch handles in Matte Chrome. 10500 Series storage wall in Harvest laminate. Gamut® work chair in Silertex™ Celery. Gamut guest chair in Gio Sprout.

Page 3 C: 10500 Series station in Harvest laminate. Nucleus™ work chair with ilira®-stretch M4 mesh back in Fog, seat in Silvertex Sage, and Black base.

Page 3 D: 10500 Series L-station in Mahogany laminate. Pillow-Soft® executive chair in Whisper Cashew.

Pages 4-5 E: 10500 Series U-station in Mahogany laminate with Canyon Zephyr laminate worksurfaces. Round conference table in Mahogany laminate. Pillow-soft executive chair in Black Leather. Mirus® guest chair in Whisper Cappuccino.

Pages 6-7 F: 10500 Series collaborative station in Henna Cherry laminate with Desert Zephyr laminate worksurfaces, mobile pedestal in Henna Cherry laminate, and Linear handles in Black. Alaris™ work chairs in Centurion Glacier with Gray Resilience® backs and Titanium bases.

Pages 8-9 G: 10500 Series teaming stations in Harvest laminate with Silver Mesh

laminate worksurfaces and tackboard in Glow Zinc. 10500 Series lateral files in Harvest with Silver Mesh tops. Boda™ task chairs with mesh backs and seats.

Page 10 H: 10500 Series L-station in Bourbon Cherry laminate with tackboard in Twilight Crème. Gamut executive chair in Silvertex Storm.

Page 10 I: 10500 Series L-station in Harvest laminate with Silver Mesh laminate worksurfaces, tackboard in Glow Stainless Steel, and Linear handles in Matte Chrome. Boda task chair with mesh back and seat.

Pages 10-11 J: 10500 Series U-station in Natural Maple laminate with Sheer Mesh laminate worksurfaces and tackboard in Glow Stainless Steel. Caldo™ executive chair in Black Leather.

Pages 12-13 K: 10500 Series conference table, presentation cabinet, and storage wall in Shaker Cherry laminate. Ignition conference chairs with mesh backs in Black and seats in Arrondi Taupe.

Pages 12-13 L: 10500 Series reception station and storage wall in Shaker Cherry laminate. Ignition work chair with mesh back in Black and seats in Gio Sprout. Ignition guest chair in Gio Sprout.

Page 13 M: 10500 Series reception station in Mahogany laminate. Ignition work chair with mesh back in Black and seat in Charged Cardinal.

Back N: 10500 Series station in Harvest laminate with Silver Mesh laminate worksurfaces, tackboard in Glow Stainless Steel, stack-on storage with frosted doors with Silver frame, and Linear handles in Matte Chrome.



the BIFMA sustainability standard



SCS4040-01479

HON®

The HON Company
200 Oak Street
Muscatine, IA 52761
800.833.3964
hon.com

© 2010 The HON Company. Form No. H3928 (11/10)
HON, Gamut, Mirus, Pillow-Soft, and Resilience are registered trademarks of HNI Technologies, under license to The HON Company. Alaris, Boda, Caldo, Ignition and Nucleus are trademarks of The HON Company. ilira is a registered trademark of H.R. RATHGEBER GmbH & Co. KG. Silvertex is a trademark of Spradling, Inc. Indoor Advantage is a trademark of Scientific Certification Systems. level is a trademark of BIFMA International. Models, upholstery, and finishes are subject to change without notice.