

HON

ACCELERATE™



ACCELERATE YOUR
SPEED OF BUSINESS



A

M Y F

Today's fast-paced companies have to be ready for anything. Accelerate is designed to adapt and grow at the speed of business. The thin profile and clean lines offer a range of aesthetic options to maximize design freedom. The versatile selection works great alone, or even better when combined with other HON products to maximize planning freedom. Accelerate your speed of business, and be ready for anything.



C



D

OPTIMIZE YOUR SPACE

Accelerate offers 72" panels, making it possible to configure a workstation with only two panels and a minimal number of components.

Fabric stackers can be added to panels to customize workstation height and create an added level of privacy.

Voice worksurface and - eg supports complement Accelerate panels to create a contemporary, open environment.

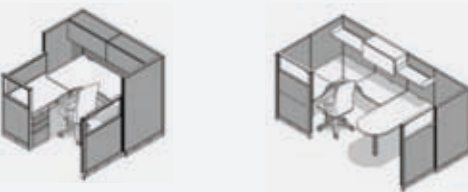
ONE EASY DECISION

From reception areas to open environments to teaming spaces, Accelerate delivers a perfect fit. Designed to accommodate multiple configurations through a single solution, Accelerate provides design flexibility throughout each area of your space. The optimized selection and versatile 72" panels use fewer parts, making it simple to plan, order, install and reconfigure.

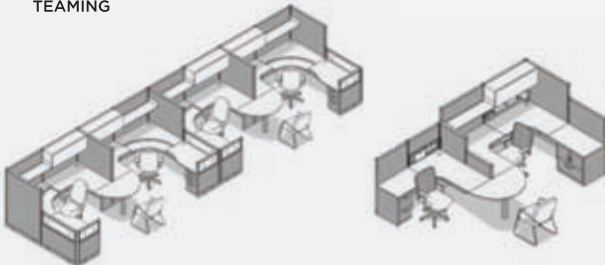
RECEPTION



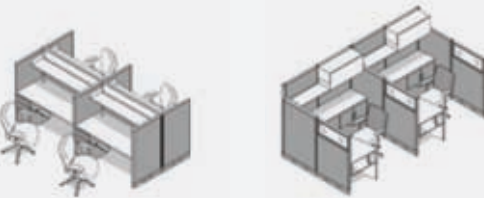
MANAGER



TEAMING



OPEN



DEFINE YOUR SPACE

Accelerate offers multiple configurations from a single solution so you can adapt at the speed of business.



RECEPTION

The workplace is a reflection of your company's culture. Accelerate combines versatility and selection to create the right look and leave a lasting impression.



MANAGER

Increase panel height to add visual privacy and to support extended periods of heads down concentration.



TEAMING

Balance collaboration and privacy with peninsula worksurfaces and panel dividers to create high-performing workspaces.



OPEN

Varying height and frosted glass panels create an open environment with access to natural light.

S Y E H A E F O S

Accelerate combines style, selection and quality construction to provide unparalleled value. Its high-performance design features thin profile glass panels, personal storage elements and a variety of worksurface options, all working together to provide value for years to come. Add in the confidence you'll receive from the Full lifetime warranty, and it's easy to see how Accelerate will quickly become one of your most valuable assets.

ATTENTION TO DETAIL
Accelerate is designed to work in a wide variety of spaces and support different work styles. Choose the elements you want and create a space that suits your individual needs.



PANELS
Designed with a clean, minimal appearance, clear and frosted glass deliver privacy while supporting access to natural light.



TRIM
Top cap, end cap and baserail trim support a clean and contemporary design aesthetic.



SCALLOP OR SURFACE
Worksurfaces are available in a variety of shapes and sizes to support countless configurations, and come standard with scallops that provide easy access to wiring.



TECHNOLOGY
Metal base rail supports quick access to data and power and keeps networking neatly concealed and organized.



Brilliant White, Silver Grey, Heather Grey, Natural Maple, Arbor Teak, Harvest, Shadow, Bourbon Cherry, Enna Cherry



Hacker Cherry, Columbian Walnut, Mahogany

FINISHES
The light to dark selection of finishes allow Accelerate to blend into any space.

Available on Abound and Voi components only.

COO DINA E I H ACCE E A E

Accelerate panels are compatible with other products, like Voi worksurfaces, Abound overheads, and Flagship or Brigade personal storage. This adaptable design approach further expands planning options to create environments that are unified both aesthetically and functionally. The interchangeable components allow you to customize your space with a clean, contemporary look, and change your mind without changing your furniture.



GREAT A ONE
Looking for a single solution to outfit your entire space Accelerate was carefully designed with a variety of panel, worksurface and above and below storage options to support any type of work, in any type of space.



BETTER TOGETHER
Interested in expanding your design freedom Flagship storage components integrate with Accelerate panels to further expand planning options and support a wider variety of personal storage needs.



THE BEST SELECTION
Need to create a custom look to match your environment Voi storage components and Abound accessories pair with Accelerate panels to deliver a refined aesthetic and added level of customization.



ANE S

TACKABLE PANELS	TOP TIER FROSTED GLASS	TOP TIER CLEAR GLASS	FABRIC STACKERS	CLEAR GLASS STACKERS	FROSTED GLASS STACKERS	ABOUND SLIDING DOOR PANEL

O S FACES

PRIMARY	PRIMARY WITH SCALLOPS	WAVE	SCALLOPED WAVE	CORNER	SCALLOPED CORNER	EXTENDED CORNER
SCALLOPED EXTENDED CORNER	PENINSULA	D-SHAPED	SCALLOPED PENINSULA	STRAIGHT COUNTERTOPS	CORNER COUNTERTOPS	VOI RECTANGLE
VOI RUDDER	VOI SADDLE	VOI WEDGE	VOI SUPPORTS O-LEG	VOI SUPPORTS POST LEG	VOI SUPPORTS LAMINATE END PANEL	ABOUND SUPPORTS END PANEL
ABOUND SUPPORTS UNIVERSAL LEG	ABOUND SUPPORTS OPEN LEG	ABOUND SUPPORTS POST LEG	ABOUND SUPPORTS SUPPORT COLUMN			

ACCESSO IES

SLOTTED TOOL TILES PAPER SHELF	ACCESSORY SHELF	PHONE TRAY	SORTER TRAY	FOLDER BIN	PAPER MANAGEMENT SUPPORT BARS	VOI STORAGE CUBE

S O AGE

VOI FLOOR CREDENZA OPEN	VOI FLOOR CREDENZA 2 FILE	VOI LOW CREDENZA OPEN	VOI LOW CREDENZA LH DRAWER	VOI LOW CREDENZA OPEN TOP	VOI LOW CREDENZA 4 STORAGE DOORS	VOI LOW CREDENZA 2 FILE/2 BOX
VOI MOBILE CREDENZA	VOI MOBILE PEDESTAL	VOI STORAGE TOWER PERSONAL	VOI STORAGE TOWER 50" & 65" WARDROBE	VOI BOX/BOX/FILE PEDESTAL	VOI FILE/FILE PEDESTAL	VOI NARROW BOX/BOX/FILE PEDESTAL
VOI 2-HIGH LATERAL FILE	VOI FILE CENTER	VOI BOOKCASE SUPPORT	VOI PEDESTAL CUSHION	VOI CREDENZA CUSHION	VOI OVERHEAD CABINET WITH SLIDING DOOR	VOI OVERHEAD CABINET WITH DOORS
VOI OVERHEAD CABINET WITH MIXED MATERIAL DOORS	VOI O-LEG SUPPORT FOR OVERHEAD CABINET: 50" & 65"	VOI SHELF FOR OVERHEAD CABINET	ABOUND METAL OVERHEAD CABINET WITH DOORS	ABOUND LAMINATE OVERHEAD CABINET WITH DOORS	ABOUND OPEN STORAGE CABINET	ABOUND OPEN STORAGE CABINET
ABOUND OVERHEAD CABINET	ABOUND OPEN SHELF	STANDARD HEIGHT MOBILE PEDESTAL BOX/BOX/FILE	STANDARD HEIGHT MOBILE PEDESTAL FILE/FILE	STANDARD HEIGHT FREESTANDING PEDESTAL BOX/BOX/FILE	STANDARD HEIGHT FREESTANDING PEDESTAL FILE/FILE	FLAGSHIP UNIVERSAL MOBILE PEDESTAL BOX/BOX/FILE
FLAGSHIP UNIVERSAL MOBILE PEDESTAL FILE/FILE	FLAGSHIP UNIVERSAL FREESTANDING PEDESTAL BOX/BOX/FILE	FLAGSHIP UNIVERSAL FREESTANDING PEDESTAL FILE/FILE	FLAGSHIP STANDARD HEIGHT MOBILE PEDESTAL BOX/BOX/FILE	FLAGSHIP STANDARD HEIGHT MOBILE PEDESTAL FILE/FILE	FLAGSHIP STANDARD HEIGHT FREESTANDING PEDESTAL BOX/BOX/FILE	FLAGSHIP STANDARD HEIGHT FREESTANDING PEDESTAL FILE/FILE
BRIGADE STANDARD HEIGHT MOBILE PEDESTAL BOX/BOX/FILE	BRIGADE STANDARD HEIGHT MOBILE PEDESTAL FILE/FILE	BRIGADE STANDARD HEIGHT FREESTANDING PEDESTAL BOX/BOX/FILE	BRIGADE STANDARD HEIGHT FREESTANDING PEDESTAL FILE/FILE			

GET DOWN TO BUSINESS

Combining quality, versatility, clean aesthetics and affordable pricing, Accelerate delivers the value that helps companies get down to business smarter, faster and easier than ever before.



PRODUCTS AVAILABLE AND FINISHES SHOWN

F C Accelerate panels in Tempest Full stream and Tempest. Frost with frosted glass panels. Trim in 'latinum' 'etallic. Voi overhead cabinet with frosted doors. Voi slim profile pedestal in 'olumbian alnut. Voi mobile pedestal in 'olumbian alnut and seat cushion in Ditto Fountain. Accelerate worksurfaces in 'ilver 'esh. ucleus mesh back chair in Fog mesh and Inertia urf.

A Accelerate panels in 'arto 'eadow and 'arto 'esame with trim in 'uslin. 'etal overhead storage in 'uslin. Voi mobile pedestals in 'arvest with seat cushions in 'itchery eylime. orksurfaces in 'heer 'esh. ucleus mesh back task chair in Vanilla and Inertia ime. Flock seating and tables in 'oguls Verdant and 'arvest laminate with Textured 'atin 'hrome.

Accelerate panels in 'arto 'heat with trim in 'uslin. ystems pedestals in 'uslin. Accelerate worksurfaces in 'heer 'esh. ota mesh back chair in 'harcoal.

C Accelerate panels in 'ity ights Dove and 'ity ights Anthracite with trim in Brilliant hite. storage in 'olumbian alnut with seat cushion in 'aharam 'ffset pice. Accelerate worksurfaces in Brilliant hite. Ignition chair in 'enturion Tangerine.

D Accelerate panels in 'ity ights Dove with trim in 'latinum 'etallic and metal shelves. Accelerate worksurfaces in 'ilver 'esh. Voi storage in 'olumbian alnut. ota mesh back chair in Black.

E Accelerate panels in Appoint Artichoke with trim in 'hampagne 'etallic. Voi storage in 'olumbian alnut. Accelerate worksurfaces in Brilliant hite. ota mesh back chairs in 'avy.

F Accelerate panels in 'lement Veil with trim in 'latinum 'etallic. Accelerate worksurfaces in 'ilver 'esh. Ignition mesh back chair in 'oguls 'andarin.

G Accelerate panels in Appoint Dune with trim in 'hampagne 'etallic. Voi storage in 'haker 'erry. Accelerate worksurfaces in Brilliant hite. Ignition chair in 'enturion Tangerine. Ignition guest chair in 'aharam 'ffset pice.

H- C Accelerate panels in Appoint Artichoke with trim in 'hampagne 'etallic. Flagship storage, tool rail and accessories in 'hampagne 'etallic. eat cushion in 'aharam 'ffset pice. Accelerate worksurfaces in Brilliant hite. Ignition chairs in 'enturion Tangerine.

I Accelerate panels in Appoint Dune with trim in 'latinum 'etallic. Accelerate worksurfaces in Brilliant hite. Voi storage in 'olumbian alnut. Ignition chairs in 'oguls Verdant.

Accelerate panels in Tempest Full stream and Tempest. Frost with frosted glass panels. Trim in 'latinum 'etallic. Voi overhead cabinet with frosted doors. Voi slim profile pedestal in 'olumbian alnut laminate. Voi mobile pedestal in 'olumbian alnut and seat cushion in Ditto Fountain. Accelerate worksurfaces in 'ilver 'esh. ucleus mesh back chair in Fog mesh and Inertia urf.

Accelerate panels in 'lement 'illet with trim in 'uslin. ystems pedestals in 'uslin. Accelerate worksurfaces in 'heer 'esh. ota mesh back chair in Black.

Accelerate panels in 'arto 'esame with trim in 'uslin. Flagship storage in 'uslin with seat cushion in 'itchery eylime. Accelerate worksurfaces in 'arvest. Ignition mesh back chair in 'oguls Verdant.



HON®

The company
2 ak tree
'uscatine, IA 527™
4

2™ The company. Form o. 422 2™
, Abound, Flagship, ucleus, Voi and Brigade are registered trademarks of I Technologies, under license to The company. Accelerate, ota, Flock and Ignition are trademarks of The company. level is a trademark of BIF® A International. 'odels, upholstery and finishes are subject to change without notice.

For more information, visit